

Trombone Maintenance

Before You Play:


Do not consume sugary candy, gum or sodas before playing your instrument.

Always lay your case flat on the floor before opening and closing your trombone case.

Take great care in handling your instrument. Even the slightest dent on your trombone slide can cause problems.

Lubricate the trombone slide daily:


1. Make sure your slide is locked and carefully take it out of your case.
2. Unlock the slide lock.
3. Using a soft cloth, remove any old residue and oil from your slide.
4. Apply a small amount of slide oil or cream to the stocking of the slide.
5. Turn the slide upside down and apply a few more drops of oil on each stocking.
6. Slowly move the slide in and out of the outer slide to get full coverage of oil on the stocking. The stocking will then transfer oil onto the outer slide.



Removing old residue



Applying oil to slide



Moving slide in & out to coat w/oil


Never force your mouthpiece onto your instrument. If you do, it will most likely get stuck. If this happens, never try to remove it yourself by using force. Instead, bring your instrument to your directors because they will most likely have a mouthpiece removal tool. If not, it can be removed quickly and easily by a representative at a local music store.

After You Play:


Lock the slide lock so your slide doesn't fall out and get bent. →



Remove excess moisture from inside your instrument by opening the water key and blowing through the instrument.




Then, wipe down the outside of your trombone with a clean, soft cloth to remove oils and perspiration. This will keep it from tarnishing.



Storage:

Always leave your instrument placed properly in its case when it is not being used. Never leave it on the ground, a chair or a music stand. Always keep it in your hands or in its case.

Do not put music and other items in your case unless there is a space or compartment designed for it. Loose items can damage your instrument. Make sure to keep the mouthpiece in its special compartment.



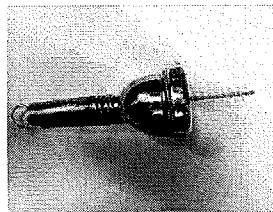
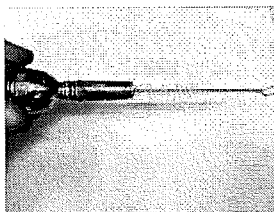
Never store your trombone in extreme hot or cold temperatures. Extreme temperatures can damage your instrument.

When carrying your trombone, double check that the latches are closed securely. It is a good idea to carry the LID of the case against your leg.

Weekly Maintenance:



Mouthpiece Care:

Clean out your mouthpiece weekly with soft liquid soap, warm water and a mouthpiece brush.



Tuning Slide Care:

Check to make sure that the tuning slide moves freely. Lubricate it with slide grease if it's difficult to move. Pull it out and wipe it with a soft cloth to remove any residue. Afterward, rub a small amount of slide grease on it and carefully insert the slide back into your instrument.



Monthly Maintenance:

The inside of your trombone should be thoroughly cleaned every few months in lukewarm water- NEVER hot water. Your teacher will give you specific instructions on how to give your trombone a deep cleaning at home.

Annual Maintenance:

If you own your instrument, summer is a great time to take your trombone to a local music store for an annual check-up. Yes, musical instruments need "check-ups" too! The store will do minor repairs if needed and do a thorough chemical cleaning of your instrument. If you are renting, this maintenance is usually covered in the rental program.

